

Course description

B1 lycée (2 year course)

Course objectives¹

By the end of the course, learners will be better able to

- understand the main points of clear standard input on familiar matters regularly encountered in work, school, leisure, etc.
- deal with most situations likely to arise whilst travelling in an area where the language is spoken.
- produce simple connected text on topics which are familiar or of personal interest.
- describe experiences and events, dreams, hopes & ambitions and briefly give reasons and explanations for opinions and plans.

Approach to learning

At the British Council we offer high quality, effective English teaching to help learners build confidence, become better communicators, and prepare for their future, all in a positive, safe and inclusive learning environment. We adopt a communicative approach based on language use in real situations and develop both fluency and accuracy in written and spoken English through a wide variety of classroom activities, supported by online learning exercises available on our learning hub.

For our lycée courses, we use **Upper Secondary Plus**, our exclusive and up-to-date course materials. Each year, your child will study five modules, each one focused on an engaging and contemporary theme and combining language work on grammar and vocabulary, all four skills of reading, writing, speaking and listening, and also “core skills”: digital literacy, communication and collaboration, creativity and imagination, personal development, citizenship, and critical thinking. Each module culminates in a final, real-world style project so that they can apply their language skills in a practical manner.






Approach to assessment

The British Council takes an “Assessment for Learning” approach, and uses continuous assessment rather than final exams. Throughout the year, teachers give oral and written feedback on classwork, homework and the module projects. Learners add this feedback, and any examples of work they are proud of, to their portfolio. A progress meeting with learners, parents and the teacher happens in December, and a progress report is sent to parents in April.

Learners are also encouraged to engage with self and peer assessment in lesson activities and projects. This helps students think about their learning and the progress they are making, and find out what they are good at and what they need to improve. At the end of each lesson, teachers help students review their learning and record their thoughts in their Language Learning Notebook.

¹ <https://www.coe.int/en/web/common-european-framework-reference-languages/table-1-cefr-3.3-common-reference-levels-global-scale>
www.britishcouncil.fr

Course syllabus

		Language Aims	Language skills	Core skills	Final Project
Sept-Oct A Better World		<ul style="list-style-type: none"> Learn and use vocabulary for talking about climate/environmental issues. Find out about environmental nudge campaigns. Practise language for talking about the effects of past actions on the present. 	•	•	<ul style="list-style-type: none"> Research and present an important celebration in another country.
Nov-Dec Let's Celebrate		<ul style="list-style-type: none"> Listen to and understand people talking about festivals they love. Talk about customs which generally take place during celebrations. Learn tips and useful language for making presentations. 	•	•	•
Jan-Feb Pay it Forward		<ul style="list-style-type: none"> Learn and use vocabulary for talking about acts of kindness. Listen to some young people talking about how to help a friend. Identify and use question tags to check or confirm information; 	•	•	•
Mar-Apr Mind Your Manners		<ul style="list-style-type: none"> Compare ways of showing politeness in different countries. Identify and use language for talking about social customs. Learn and practise vocabulary related to showing gratitude. 	•	•	•
May-Jun Toy Stories		<ul style="list-style-type: none"> Learn and use some useful adjectives for describing products. Identify and use passive forms in different tenses. Practise agreeing and disagreeing with other people's opinions. 	•	•	•

R = Reading, L = Listening, S = Speaking, W = Writing