



English courses
Age 6–17

Learning Hub Parent and Guardian Guide

About this guide

Welcome to this introduction to the 'new' Learning Hub, where your child can improve their English online as part of their British Council course.

With the help of the learning hub your child will be able to:

- do English activities
- play educational games
- participate in forums
- share some of their work with you, because you will also have access to the platform

This guide will help you and your child to log in to the platform to benefit from this feature of the course.

The Learning Hub platform

How do I get my log-in details for me and my child?

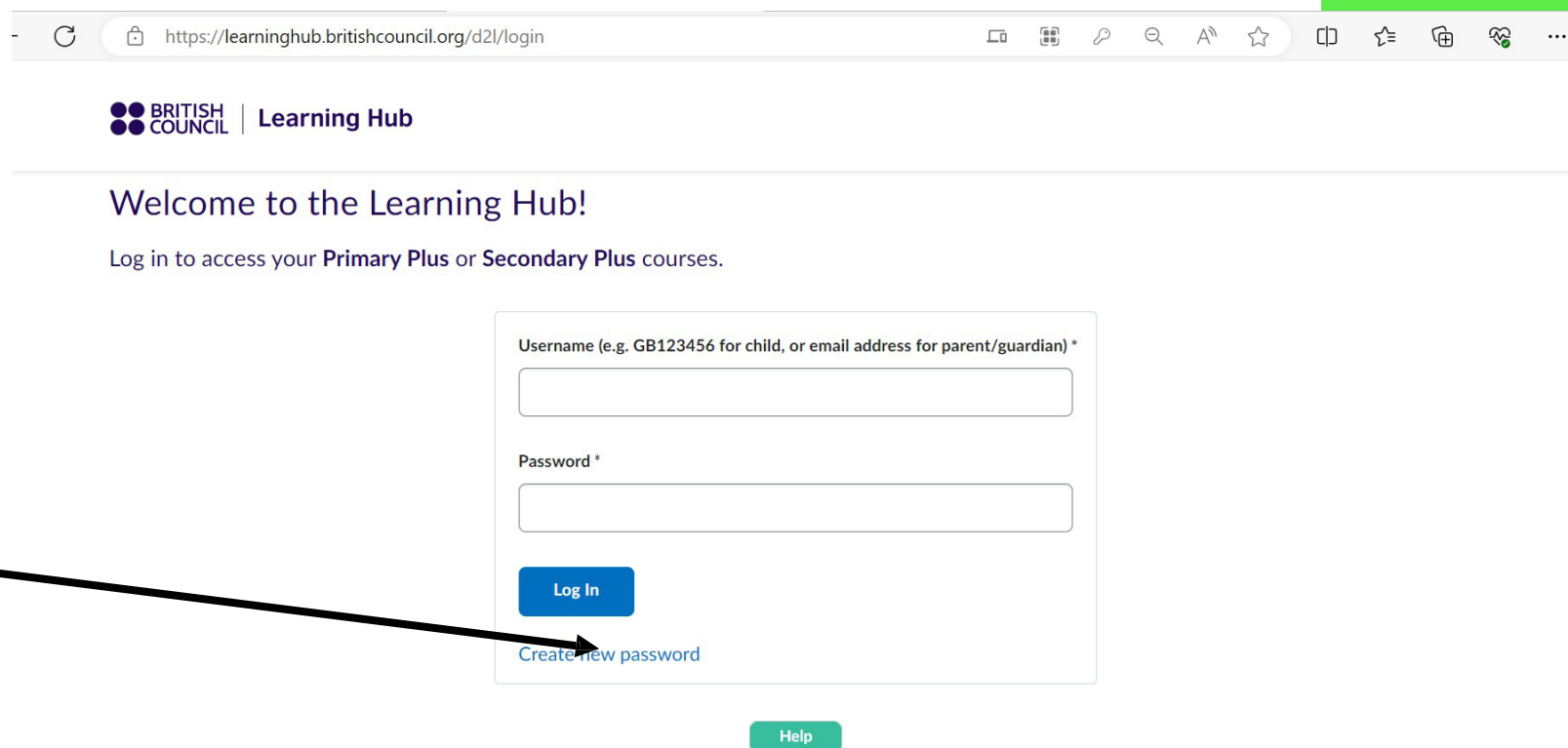
You will have received an email from our customer service team (**contact@britishcouncil.fr**) with your log in details.

Please check your SPAM folder in your email inbox!

Where do my child and I log-in?

All students and guardians can log-in at the same address:

This is <https://learninghub.britishcouncil.org/d2l/login>

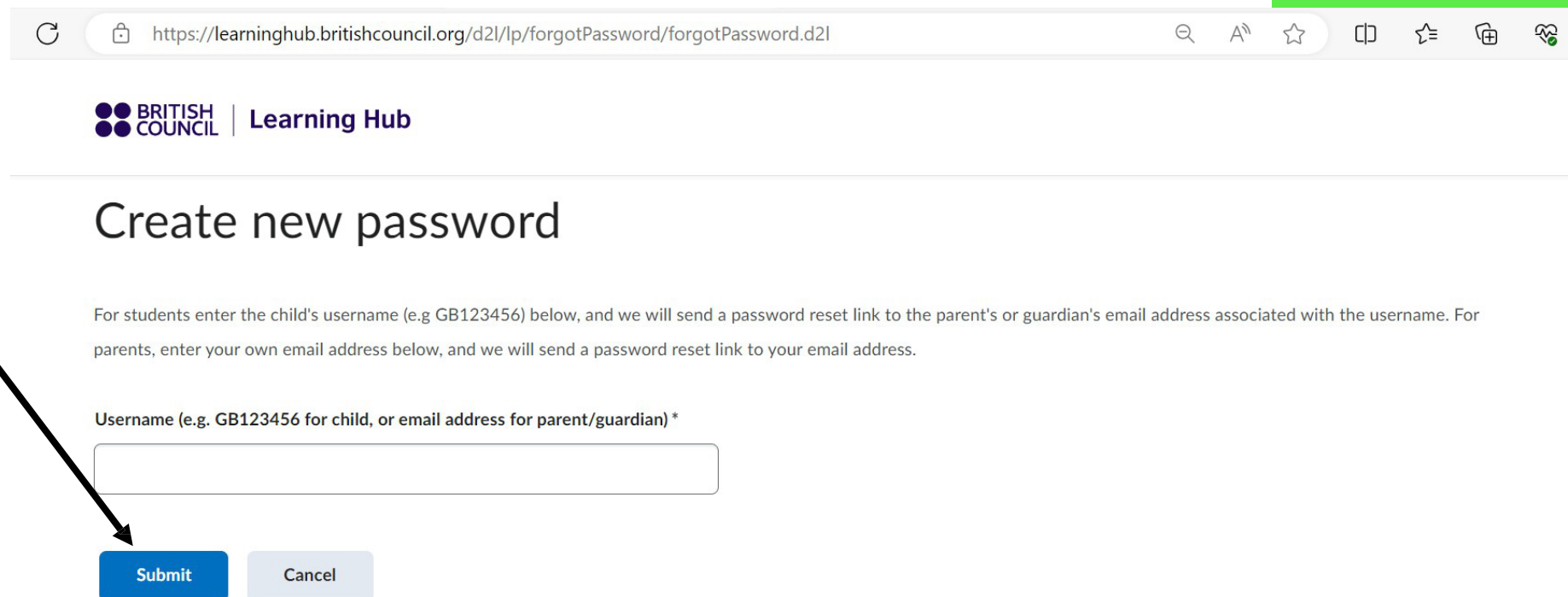


The screenshot shows a web browser window with the URL <https://learninghub.britishcouncil.org/d2l/login>. The page header features the British Council logo and the text "Learning Hub". Below this, a welcome message reads "Welcome to the Learning Hub!" followed by "Log in to access your **Primary Plus** or **Secondary Plus** courses." The main content area contains a login form with two input fields: "Username (e.g. GB123456 for child, or email address for parent/guardian) *" and "Password *". Below these fields is a blue "Log In" button and a link that says "Create new password". A black arrow points from a text box on the left to the "Create new password" link. At the bottom of the form is a green "Help" button.

The first thing you need to do is to 'create a new password' by clicking here

How do I create a new password?

To create a new password, put your username or the username of your child (these are in your welcome email). You will need to do this for each account. The press 'submit'.



https://learninghub.britishcouncil.org/d2l/lp/forgotPassword/forgotPassword.d2l

BRITISH COUNCIL | Learning Hub

Create new password

For students enter the child's username (e.g GB123456) below, and we will send a password reset link to the parent's or guardian's email address associated with the username. For parents, enter your own email address below, and we will send a password reset link to your email address.

Username (e.g. GB123456 for child, or email address for parent/guardian) *

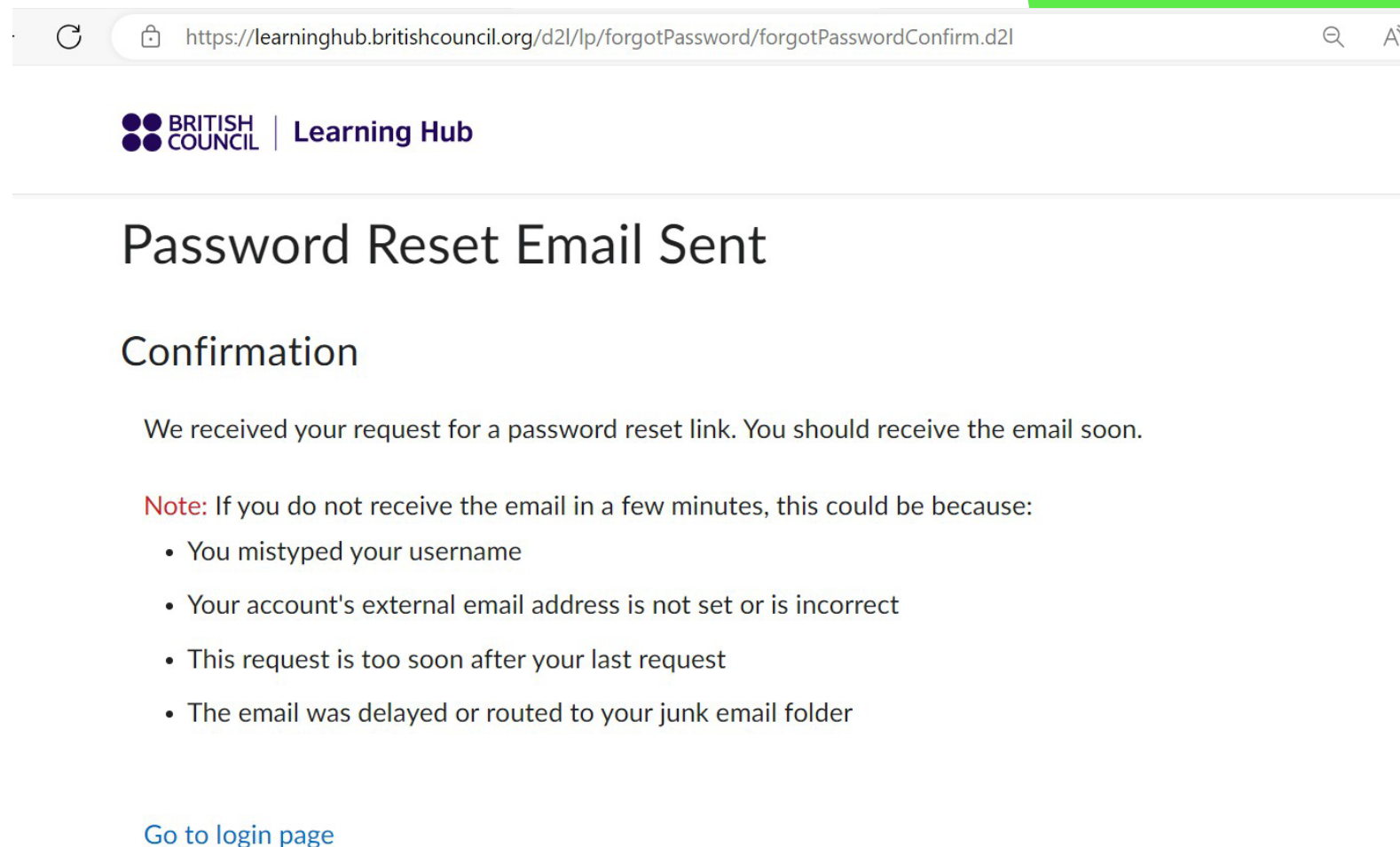
Submit Cancel

Where can I find my new password?

You will then see this message, which tells you the new password will be sent to **your email address** (it does not go to your child's email).

Please remember that you need to do this for you and for each of your children.

If you forget your password, you can get a new one by following the same path that you used to 'create a password'



The screenshot shows a web browser window with the URL <https://learninghub.britishcouncil.org/d2l/lp/forgotPassword/forgotPasswordConfirm.d2l>. The page header features the British Council logo and the text "Learning Hub". The main heading is "Password Reset Email Sent". Below this is a section titled "Confirmation" with the message: "We received your request for a password reset link. You should receive the email soon." A red "Note" follows, stating: "If you do not receive the email in a few minutes, this could be because:". This is followed by a bulleted list of four reasons: "You mistyped your username", "Your account's external email address is not set or is incorrect", "This request is too soon after your last request", and "The email was delayed or routed to your junk email folder". At the bottom of the section is a blue link that says "Go to login page".

BRITISH COUNCIL | Learning Hub

Password Reset Email Sent

Confirmation

We received your request for a password reset link. You should receive the email soon.

Note: If you do not receive the email in a few minutes, this could be because:

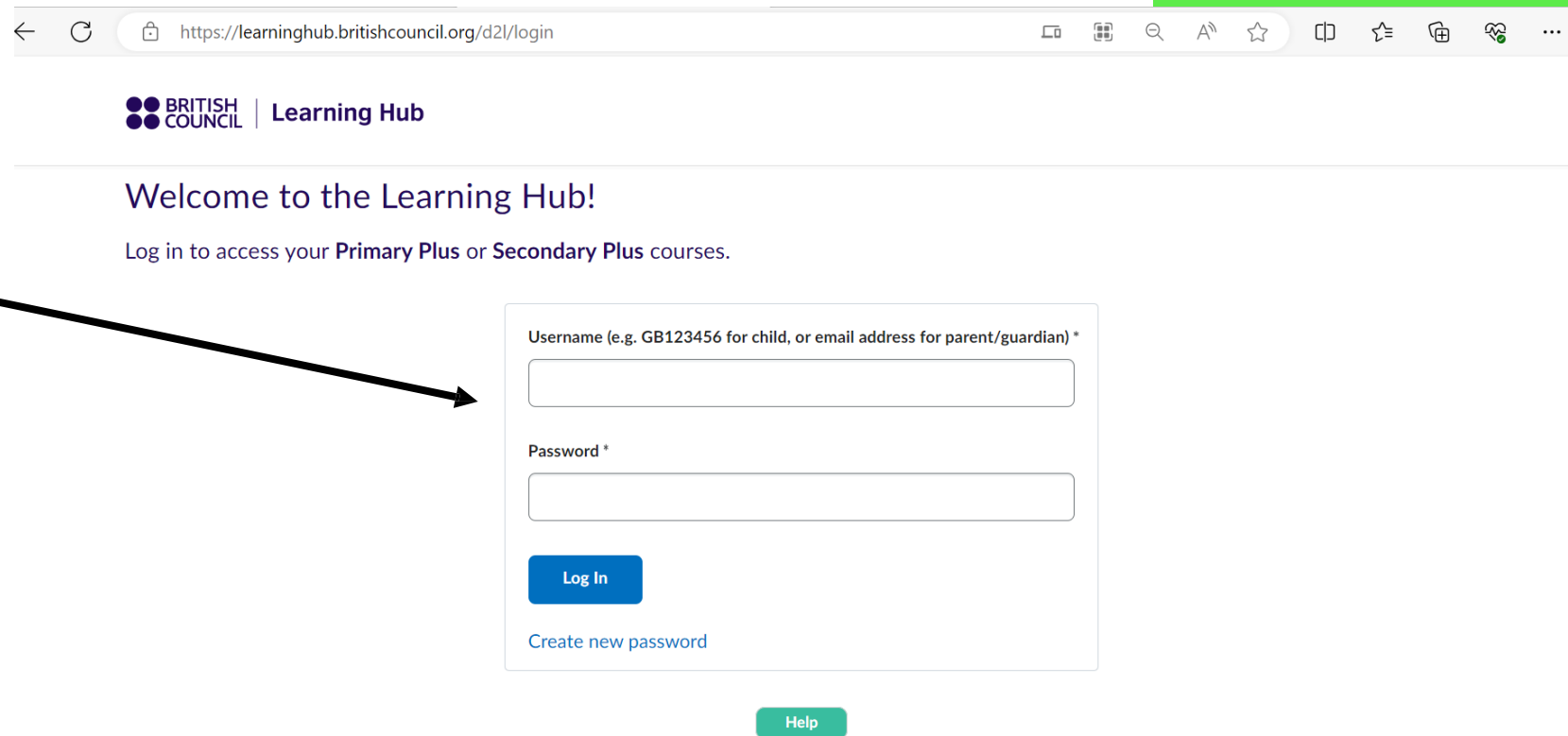
- You mistyped your username
- Your account's external email address is not set or is incorrect
- This request is too soon after your last request
- The email was delayed or routed to your junk email folder

[Go to login page](#)

How do my kids log in?

Please ensure your child knows their username and password.

They can go to <https://learninghub.britishcouncil.org/d2l/login> and sign in.



The screenshot shows a web browser at the URL <https://learninghub.britishcouncil.org/d2l/login>. The page header includes the British Council logo and 'Learning Hub'. The main heading is 'Welcome to the Learning Hub!' followed by the text 'Log in to access your **Primary Plus** or **Secondary Plus** courses.' Below this is a login form with two input fields: 'Username (e.g. GB123456 for child, or email address for parent/guardian) *' and 'Password *'. A blue 'Log In' button is positioned below the password field, and a link for 'Create new password' is below the button. A green 'Help' button is located at the bottom right of the form area. A black arrow points from the text in the green box to the login form.

BRITISH COUNCIL | Learning Hub

Welcome to the Learning Hub!

Log in to access your **Primary Plus** or **Secondary Plus** courses.

Username (e.g. GB123456 for child, or email address for parent/guardian) *

Password *

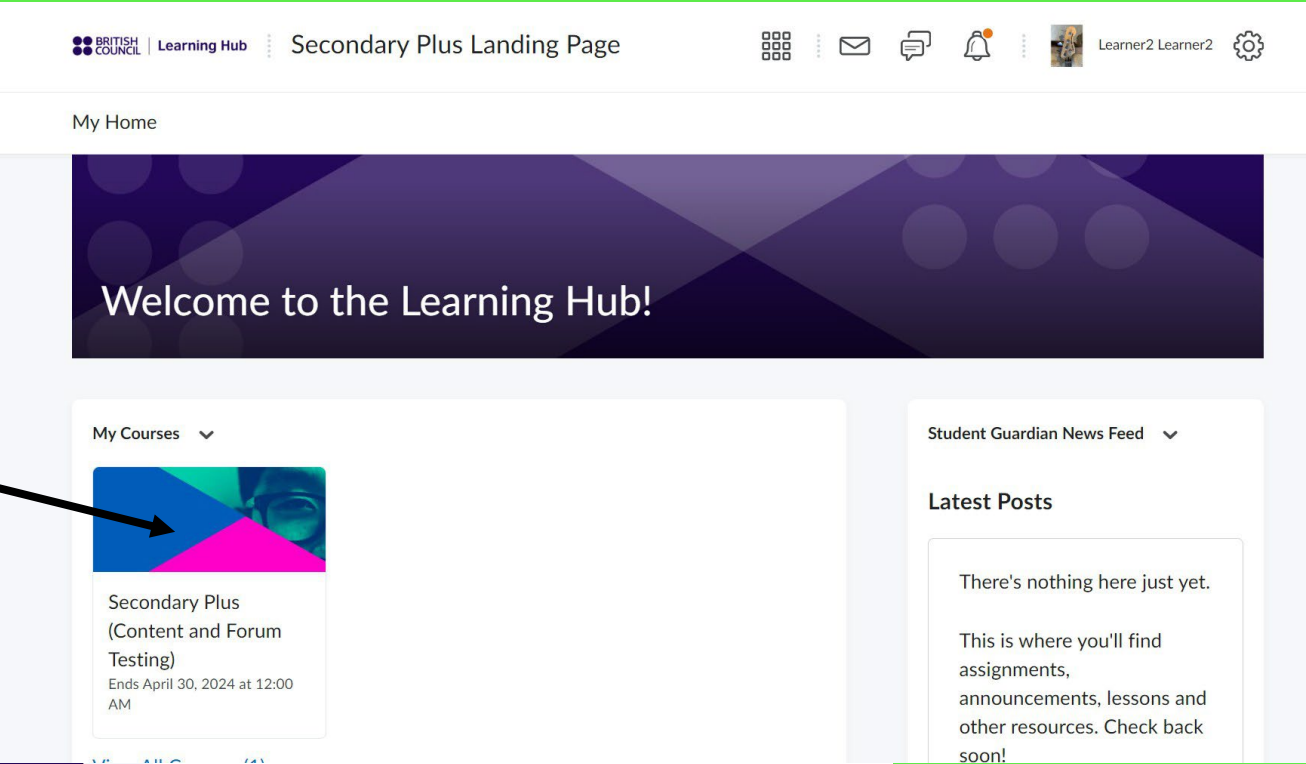
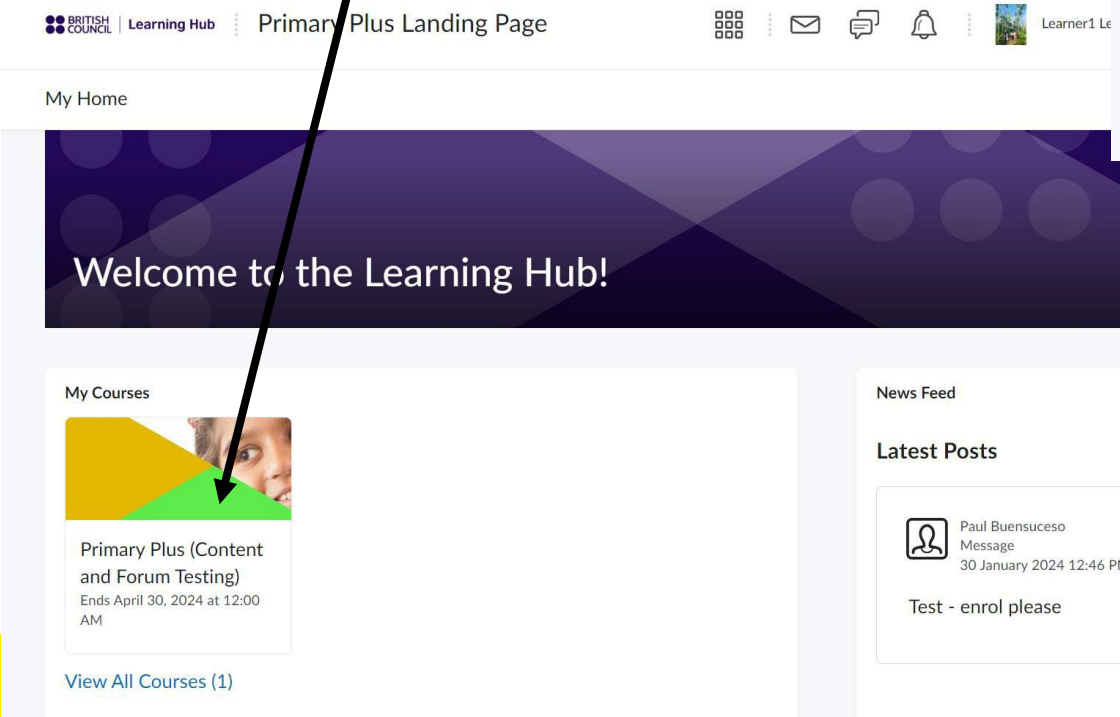
Log In

[Create new password](#)

Help

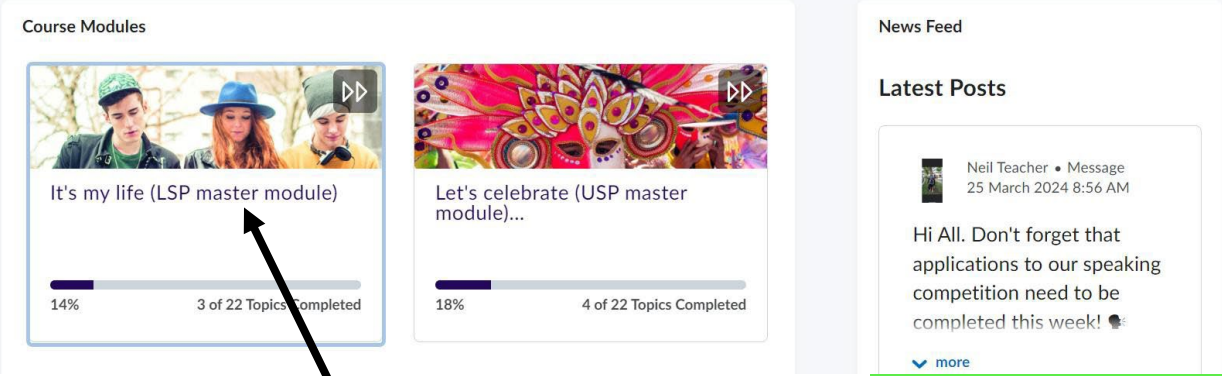
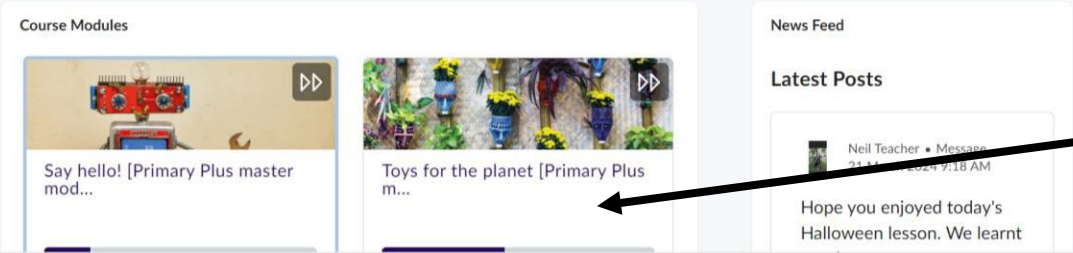
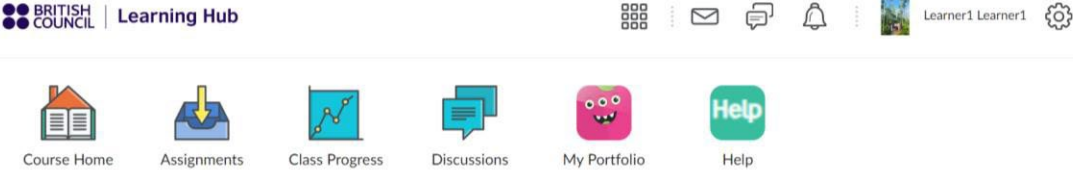
What does my child see?

Your child's course




What can my child do?

progress, discussions and help







Access activities and educational games

What can parents/guardians see in their account?


 **BRITISH COUNCIL**

Learning Hub

 NP Neil Parent 

Learner3 Learner3

Learner3's Work To Do



2 weeks clear!

Learner3 has no activities with due or end dates available.

[View all work](#)


Recent Grades

1

- 2. The Shadow Play 25 %
Primary Plus (Content and Forum Testing)

[View all grades](#)

Portfolio Items




How pets change our lives!


Collected 07 March 2024 3:28 PM

[View all portfolio items](#)

Latest Posts

 Neil Teacher posted to Primary Plus (Content and Forum Testing)
Message • 21 March 2024 9:18 AM

Hope you enjoyed today's Halloween lesson. We learnt words you can use to describe how you feel at Halloween and planned a fabulous Halloween party.



child's completed work



Welcome to the Learning Hub!

Log in to access your **Primary Plus** or **Secondary Plus** courses.

Username (e.g. GB123456 for child, or email address for parent/guardian) *

Password *

[Log In](#)

[Create new password](#)

Help



About us

House rules

Privacy and cookies

Freedom of information

Terms of use

Technical requirements

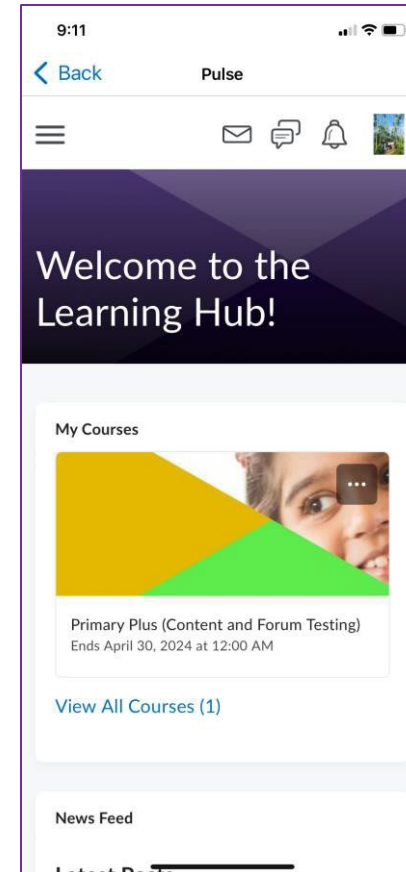



For technical help, please
press the 'help' button

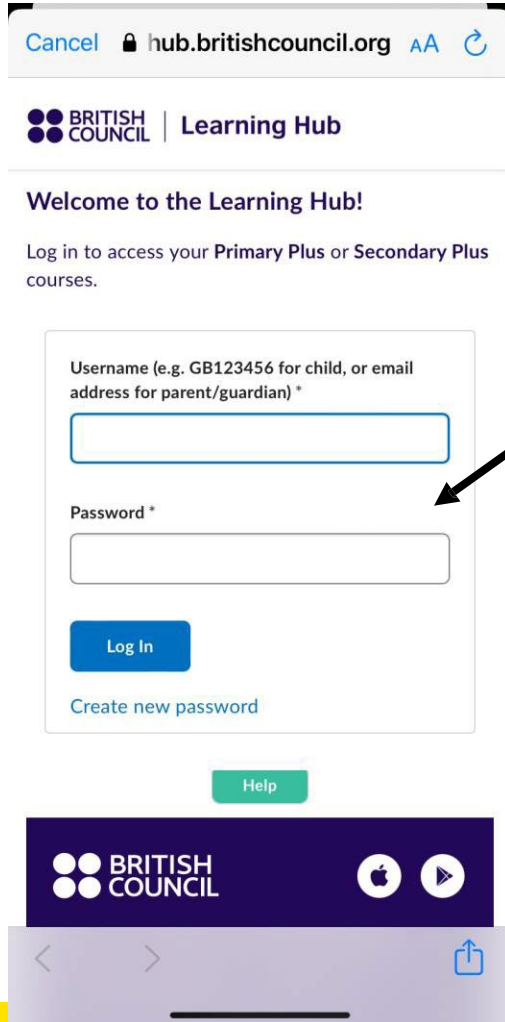
The Learning Hub App

Can my child do this on their phone or tablet?

Simply download the app 'Brightspace Pulse' app from Play Store/ App Store to your child's phone or tablet



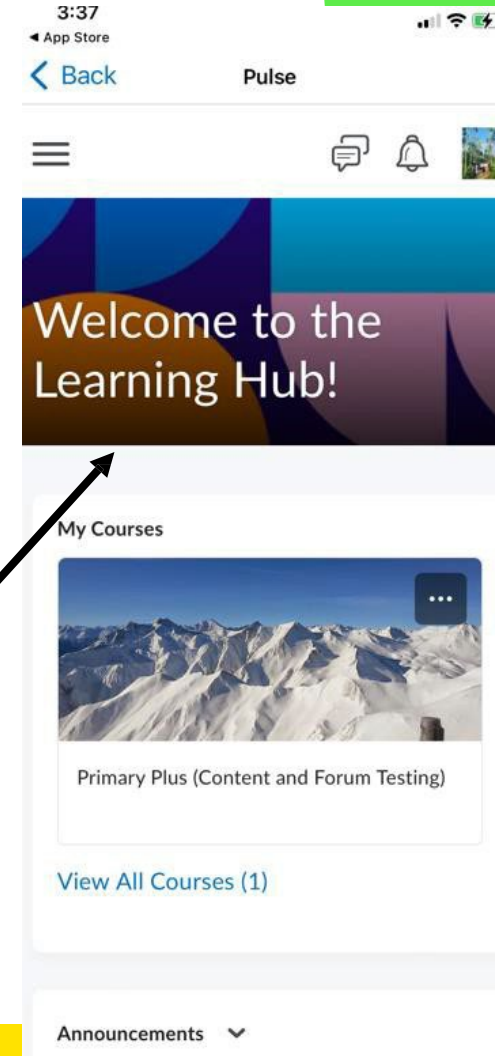
How does my child log into their account on the app?



The screenshot shows the website interface for the British Council Learning Hub. At the top, there's a navigation bar with the British Council logo and 'Learning Hub'. Below this, a welcome message says 'Welcome to the Learning Hub!' and 'Log in to access your Primary Plus or Secondary Plus courses.' The main section contains a login form with two input fields: 'Username (e.g. GB123456 for child, or email address for parent/guardian) *' and 'Password *'. A blue 'Log In' button is positioned below the password field, and a link for 'Create new password' is at the bottom. A 'Help' button is located to the right of the login form. At the very bottom, there's a dark blue footer with the British Council logo and icons for the Apple App Store and Google Play Store.

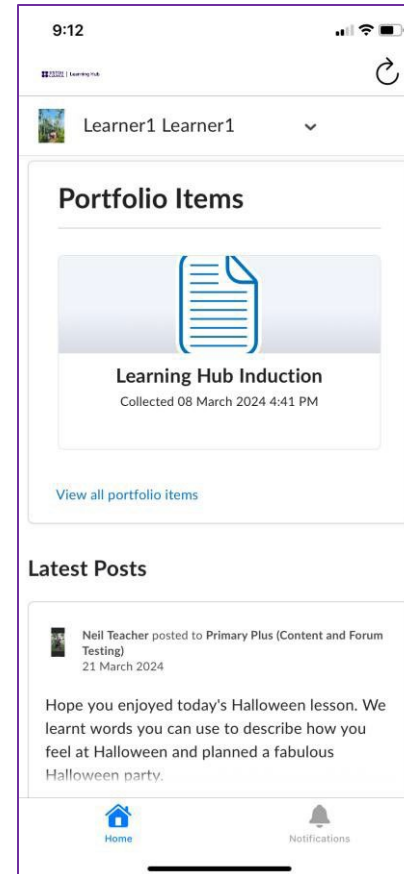

Your child only needs to log in once, using the same username and password as the website

Once they have logged in the get full access to all of their online activities.



What about parents/ guardians?

Download the app
**'Brightspace
Parent &
Guardian Pulse'**
app from Play
Store/ App Store
to your phone or
tablet



How can we find my child's course on the app?



In the search box, type in Britishcouncil and then click on the <https://learninghub.britishcouncil.org> line.