






Primary Plus Level P1 CE1/2 - Student Syllabus

In this level, you will:

- develop core skills in collaboration and communication, creativity and imagination, digital literacy, critical thinking and problem solving, and citizenship.
- watch *Shaun the Sheep* animations in each magazine.
- read texts including comic strips, descriptions, a story, a party invitation, and a leaflet.
- listen to audio passages
- listen to and sing songs.

Title & Theme	Learning aims	Tasks and Project	Language focus
1. Family time To understand that living creatures have families 	Identify and name family members. Say who is in a family. Describe what family members like doing. Describe what family members are like. Understand how families are different.	1. Draw your family. Say who is in your family. 2. What do you and your family like doing? Draw and say/write. 3. Draw and write/talk about an animal family. 4. Draw someone in your family. Write/Talk about him/her. Project: Make and present a model of a family.	Family members: <i>brother, dad, granddad, grandma, mum, sister</i> Sentences with <i>have/has got</i>: <i>I've got a mum.</i> <i>He's got a brother.</i> Sentences with <i>there are/is</i>: <i>There are four people in my family.</i> <i>This is my sister.</i>

Title & Theme	Learning aims	Tasks and Project	Language focus
2. Around town To understand what is in a town 	Identify and name places in a neighbourhood. Describe a neighbourhood. Identify where things are in relation to each other. Ask for and give directions to different places.	1. Draw a place that you like. Say/Write where it is. 2. What is your favourite place? What do you do there? Say. 3. Draw a farm. Describe it to your classmates for them to draw. 4. Draw a comic strip about losing and finding something. Project: Make your own town and show your classmates around.	Places around town: <i>cafe, cinema, fire station, hospital, library, park, police station, school, shop, sports centre, swimming pool, supermarket</i> Prepositions of place: <i>Where is the park?</i> <i>The cafe is next to the park.</i>
3. Yummy! To understand different foods and drinks 	Identify and name food and drinks. Identify and express likes, dislikes and preferences. Identify and name meals. Describe what is in a dish. Think about what I like to eat and drink, and when.	1. Draw and write/talk about what you like and do not like. 2. Design and talk about a special breakfast. 3. Design a menu for the farmer and his friend. 4. Act out a story. Project: Create and present a lunchbox.	Foods and drinks: <i>chicken, egg, ice cream, juice, milk, pasta, sandwich, soup</i> Present simple: <i>My breakfast is a pancake.</i> Ask about and express preferences: <i>Do you like fish?</i> <i>I don't like to drink milk.</i>

Title & Theme	Learning aims	Tasks and Project	Language focus
4. On the farm To understand habitats 	Identify and name farm animals. Identify and name parts of farm animals. Describe farm animals. Identify and name baby animals. Identify and name places on a farm.	1. Draw and write about your favourite farm animal. 2. Describe a farm scene for your classmates to draw. 3. Make an animal out of recycled materials. Talk about it. 4. Draw a new animal for <i>Sunny Farm</i> . Describe it. Project: Make a home for a farm animal.	Farm animals: <i>cat, chicken, cow, dog, duck, goat, horse, sheep</i> Parts of animals: <i>beak, claws, feathers, hooves, horns, tail, wing, wool</i> Sentences with <i>have/has got</i>: <i>A cow has got a tail.</i> Present simple: <i>Lily sleeps in the barn.</i> Can for ability: <i>Lucky can run fast.</i>
5. Party time! To understand cultures and special days 	Identify and name items at birthday parties. Ask and answer about birthday months/dates. Identify party games and activities. Read and understand party invitations.	1. Think of a present for a classmate. Say what it is. 2. Draw a party scene. Label it and say what is happening. 3. Design a party game for the animals to play. Draw and say. 4. Make a birthday card for Sally. Project: Make an invitation for a birthday party.	Party items: <i>balloon, birthday card, candle, clown, decorations, party food, party hat, present</i> Months: <i>January–December</i> Questions with <i>when</i>: <i>When's your birthday?</i> Expressing wishes: <i>What would you like?</i> <i>I'd like a ball.</i> Giving dates and times: <i>Monday 7th March from 3 o'clock to 6 o'clock.</i>