






Primary Plus Level 1 CP - Student Syllabus

In this level, you will:

- develop core skills in collaboration and communication, creativity and imagination, digital literacy, critical thinking and problem solving, and citizenship.
- watch *Shaun the Sheep* animations in each magazine.
- read texts such as comic strips, descriptions, a story, an invitation, and a leaflet.
- listen to audio passages
- listen to and sing songs.

Title & Theme	Learning aims	Tasks and Project	Language focus
1. Say hello! To understand how humans interact 	Greet others. Write/Say names. Count and write/say numbers. Talk about age. Talk about likes. Introduce and describe friends. Understand the importance of friendship and helping classmates.	1. Make a name card. 2. What do you like doing? Draw and say/write. 3. Draw a new friend for the animals. Say its name. 4. Make a poster to show how we can help new classmates. Project: Make a friendship chain and describe your friends.	Numbers: 1–12 Greetings: <i>Hello! / Hi!</i> Ask and answer introductory questions: <i>What's your name?</i> <i>My name's Tom.</i> <i>How old are you?</i> <i>I'm six years old.</i> <i>What do you like?</i> <i>I like singing.</i> Introduce others: <i>Her name is Kate. She is six years old.</i>

Title & Theme	Learning aims	Tasks and Project	Language focus
<p>2. My home</p> <p>To understand why living creatures need shelter</p> 	<p>Describe homes in terms of age and size.</p> <p>Identify and name areas of a home.</p> <p>Talk about everyday activities at home.</p> <p>Describe what's in a room/home.</p> <p>Describe items in terms of colour and size.</p> <p>Categorise items at home by room.</p>	<ol style="list-style-type: none"> 1. Draw and write/talk about your home. 2. Talk about what you do at home. 3. Draw a pet at home. Say what it does. 4. Make a list of what there is in your home. <p>Project: Draw and talk/write about a dream home.</p>	<p>Areas of the home: <i>balcony, bathroom, bedroom, garden, kitchen, living room</i></p> <p>Adjectives for size and age: <i>big, old, small, new</i></p> <p>Sentences with <i>there are/is</i>:</p> <p><i>There is a kitchen.</i></p> <p><i>There are two bedrooms.</i></p>
<p>3. Ready, steady ...</p> <p>To understand different types of exercise</p> 	<p>Identify and name sports.</p> <p>Identify and name sports items.</p> <p>Identify and name sports actions.</p> <p>Give and follow instructions.</p> <p>Describe how to play a sport.</p>	<ol style="list-style-type: none"> 1. What is your favourite sport? Draw and say. / Write and draw. 2. Say/Write what actions you do for a sport that you like. 3. Design a new team sport for the sheep to play. 4. Design and label/write about your own sports clothes. <p>Project: Plan an exercise routine.</p>	<p>Sports: <i>badminton, basketball, cycling, gymnastics, swimming, table tennis</i></p> <p>Present continuous:</p> <p><i>She is swimming.</i></p> <p>Can and cannot for ability:</p> <p><i>I can jump.</i></p> <p><i>I cannot touch my toes.</i></p> <p>Imperatives:</p> <p><i>Touch your toes!</i></p>

Title & Theme	Learning aims	Tasks and Project	Language focus
4. The weather To understand the different weather types 	Identify and name kinds of weather. Express which weather I like and dislike. Identify activities suitable for different kinds of weather. Identify clothing and items needed for different weather.	1. Make a weather report. Present it. 2. What weather do you like? Draw and write. 3. What activities can we do in hot and sunny weather? Say. 4. What do you wear in different weather? Draw and write. Project: Make a weather mobile.	Weather: <i>cloudy, foggy, rainy, snowy, sunny, windy</i> Describe the weather: <i>It's cloudy today.</i> Describe the future with will: <i>On Monday, it will be hot and sunny.</i> Can for possibility: <i>The weather can be windy in autumn.</i>
5. My day To understand daily routines 	Identify and name daily routine activities. Read times with o'clock. Categorise activities by time of day.	1. What do you do in the morning? Draw and write. 2. Create a new verse for the song about what you do. 3. Draw and write a daily routine for the sheep. 4. Find out what time your classmates do different activities. Project: Make an activity wheel with daily activities.	Daily activities: <i>brush my teeth, comb my hair, eat breakfast, get dressed, have a shower, wake up</i> Talk about time: <i>At 11 o'clock, Molly goes to sleep.</i> Present simple for routine: <i>I brush my teeth.</i>