






Primary Plus Level 2 - Student Syllabus

In this level, you will:

- develop core skills in collaboration and communication, creativity and imagination, digital literacy, critical thinking and problem solving, & citizenship.
- watch Shaun the Sheep animations in each magazine.
- read texts including advertisements, personal experiences, fact files, postcards, an email, an article, and a schedule.
- listen to audio passages, including presentations, personal recounts, a guessing game, a documentary, and an interview.
- listen to and sing song

Title & Theme	Learning aims	Tasks and Project	Language focus
<p>1. My room</p> <p>To understand not all our homes are the same</p> 	<p>Identify and name furniture and bedroom items.</p> <p>Identify similarities and differences between bedrooms.</p> <p>Describe what bedrooms look like. Describe where items are.</p> <p>Identify and name bedroom activities</p>	<ol style="list-style-type: none"> 1. Draw and describe your bedroom. 2. Play a guessing game with the items and furniture in the bedroom. 3. Design a new classroom for your class. 4. Write about what you do in your bedroom. <p>Project: Design and talk about a dream bedroom.</p>	<p>Bedroom items: bed, bookcase, chair, desk, drawers, lamp, poster, rug, table, wardrobe</p> <p>Prepositions of place: There is a table next to the bed.</p> <p>Describe items: My bedroom is small and tidy.</p>

Title & Theme	Learning aims	Tasks and Project	Language focus
<p>2. At school</p> <p>To understand school subjects</p> 	<p>Identify and name school subjects.</p> <p>Use adjectives to describe school subjects.</p> <p>Identify activities for school subjects.</p> <p>Understand school timetables</p>	<ol style="list-style-type: none"> 1. What is your favourite subject? Draw and write. 2. What activities do you like doing at school? Make a list. 3. Write a new rule for your English class! Tell your classmates. 4. Interview your classmates about their schools. <p>Project: Make a comic strip about a day at school.</p>	<p>School subjects: Art, Computing, Drama, English, Geography, Maths, Music, PE, Science</p> <p>Adjectives for subjects:</p> <p>I agree that Music is fun.</p> <p>I think Computing is boring.</p> <p>Maths is interesting.</p>
<p>3. Go wild</p> <p>To understand endangered animals</p> 	<p>Identify and name wild animals.</p> <p>Say what animals can and cannot do.</p> <p>Identify and name parts of animals.</p> <p>Describe animal habitats.</p> <p>Understand why wild animals are endangered.</p>	<ol style="list-style-type: none"> 1. Draw and write about your favourite animal. 2. Draw a fantastic animal and tell your classmates what it can do. 3. Create a poster for another fantastic new animal at the farm. 4. Create a fact file for an endangered animal. Tell your classmates about it. <p>Project: Make a poster about an endangered animal.</p>	<p>Wild animals: koala bear, macaw, meerkat, monkey, penguin, tiger</p> <p>Animal actions: climb, dig, fly, jump, swim, swing</p> <p>Can and cannot for ability:</p> <p>Pandas can climb trees.</p> <p>Meerkats cannot fly.</p>

Title & Theme	Learning aims	Tasks and Project	Language focus
<p>4. Busy me</p> <p>To understand how we use our time</p> 	<p>Identify leisure activities.</p> <p>Identify the days of the week.</p> <p>Identify and write times.</p> <p>Identify and name places where we do activities.</p> <p>Describe when and where activities take place.</p>	<ol style="list-style-type: none"> 1. Draw and write about an activity that you do. 2. Create a poster for a club. 3. Talk about a new activity that you want to try. 4. Write about your favourite day of the week. <p>Project: Make a weekly reminder diary and talk about what is in it</p>	<p>Free-time activities:</p> <p>have a music lesson, have an art lesson, go to Book Club, go to Swimming Club, play in the park, watch TV</p> <p>Prepositions for time:</p> <p>On Sundays, I go cycling.</p> <p>I go from 4 o'clock to 5 o'clock</p>
<p>5. What do you do?</p> <p>To understand different jobs</p> 	<p>Identify and name jobs/tasks.</p> <p>Identify and describe working days and hours.</p> <p>Understand where people work.</p> <p>Think about what kinds of jobs there are.</p> <p>Describe what jobs involve.</p> <p>Understand how jobs contribute to society.</p>	<ol style="list-style-type: none"> 1. Imagine that you do a job for a day. Draw and write. 2. Ask your classmates about their dream jobs. 3. Make a list of tasks that Bitzer does on the farm. 4. Write about a family member's job. <p>Project: Make and present a poster about jobs that you want to try.</p>	<p>Jobs: chef, dentist, firefighter, scientist, police officer, vet</p> <p>Job tasks: do experiments, check people's teeth, cook food, keep animals healthy, keep people safe, put out fires</p> <p>Talk about time: I work Monday to Saturday.</p> <p>Express dreams: I want to be a vet.</p> <p>Present simple: I work in a hospital</p>